



Ministry of Health and Social Services
Republic of Namibia

NAMIBIA COVID-19 SITUATION REPORT NO. 99			
Outbreak Name	<i>COVID-19 outbreak</i>	Country affected	<i>Namibia</i>
Date & Time of this report	<i>26.06.2020 22:15 hrs</i>	Investigation start Date	<i>13 March 2020</i>
Prepared by	<i>Surveillance Team</i>		

Confirmed cases	Active Cases	Recoveries	Death
121	99 (81.8%)	22 (18.2%)	0

1. HIGHLIGHTS/SITUATION UPDATE (As of 26/06/2020)

- On 22 June 2020, His Excellency, The President of the Republic of Namibia announced that the country (with exception of some Local Authority Areas in Erongo region), will migrate to stage 4 of the lockdown (effective from midnight, 29 June 2020 -17 September 2020)
- Stage 3 restrictions are mandatory to Walvis Bay, Swakopmund, and Arandis Local Authority Areas (effective from 23H59 of 22 June 2020 until 23H59 of 06 July 2020).
 - Today (26.06.2020) 15 new cases were reported from Erongo region.
 - In total, Namibia reported 121 COVID-19 cases with 22 recoveries.
 - One (1) case has recovered today (26.06.2020).
 - Of the 99 active cases, one (1) is still in ICU and is clinically stable.
 - No death has been recorded, thus case fatality rate is 0%.
 - Eighty **80 (66.1%)** cases are local transmissions while **41 (33.9%)** are imported.
 - Cumulatively, thirty-one (**31**) cases were identified during active case search.
 - Seven regions are affected, with Erongo reporting the highest number of cases; **81 (67.0%)**.
 - More female cases **69 (57%)** were recorded compared to male cases **52 (43%)**.
 - Most cases (**76.9%**) are within the age group **20 and 49**.
 - Of the 15 cases reported today, **8** are symptomatic, while **7** are asymptomatic.

3.2. LABORATORY INVESTIGATIONS

Table 3: COVID-19 specimens recorded at NIP and Path care Laboratories as of 26 June 2020

Variables	Laboratory			Total
	NIP	Path care	South Africa	
Total sample received by the Laboratory	6929	1371	-	8300
Total sample tested	6124	1325	-	7449
Total sample re-tested	695	38	-	733
Total positive results	110	10	1	121
Total negative results	2684	1315	-	3999
Total sample discarded	68	8	-	76
Invalid results	0	0	-	0
Total pending results	42	0	-	42
Total new suspected cases in last 24 hours	111	22	-	133

As of 26 June 2020, a total of **8182** (including **733 re-tested**) COVID-19 specimens have been tested in the two laboratories (NIP and Path Care) as per **Table 3** above:

4. POINTS OF ENTRY

- Screening of incoming travellers and inspection of trucks at points of entry and check points are ongoing.
- Daily reporting on ground crossing transports at all designated Points of Entry is ongoing (**Table 4**)

Table 4: Distribution of incoming truck drivers by country of departure and destination regions on 26 June 2020

Destination	Country of departure						Total
	RSA	Zambia	Botswana	DRC	Angola	Zimbabwe	
//Kharas	41	0	0	0	0	0	41
Khomas	46	1	15	4	0	0	66
Omusati	2	0	0	0	0	0	2
Oshana	0	0	1	0	0	0	1
Otjozondjupa	0	0	0	0	0	0	0
Kavango	0	0	0	0	0	0	0
Ohangwena	4	0	1	0	0	0	5
Hardap	3	0	0	0	0	0	3
Kunene	1	0	0	0	0	0	1
Omaheke	6	0	0	0	0	0	6
Oshikoto	0	0	0	0	0	0	0
Zambezi	0	1	0	0	0	0	1
Erongo	5	81	6	1	0	0	93
Total	108	83	23	5	0	0	219

3.1. CONTACT TRACING SUMMARY

Table 1: National contacts tracing summary for COVID-19 as of 26 June 2020

Variables	High	Medium	Low	Total
Total Number of contacts listed for follow up (potential)	637	373	489	1473
Total Number of contacts identified (cumulative)	634	373	466	1473
Total number of Contacts never reached	3	0	23	26
Total Number of contacts lost to follow up	0	2	5	7
Total Number of contacts that developed signs & symptoms	38	8	12	58
Total Number of contacts that tested positive (became cases)	30	6	2	38
Number of active contacts monitored/followed in the last 24hrs	390	257	166	813
Total number of Contacts completed 14-days follow up	214	112	289	615

As of 26 June 2020, a total of **1473** contacts of confirmed cases have been identified. A total of **615** contacts have completed their 14 days of follow up, and **813** active contacts were monitored today (Table 1).

Table 2: Number of people in mandatory quarantine facilities as of 26 June 2020

Region	Quarantined 24 hours	Cumulative # of people	Number people discharged	Number of people in quarantine now
Kunene	1	83	55	28
Omaheke	0	109	94	15
Kavango	0	89	71	18
Omusati	0	114	100	14
Oshana	0	88	24	64
Ohangwena	0	266	198	68
Hardap	4	212	170	42
Otjozondjupa	0	412	330	82
Khomas	25	1150	887	263
Zambezi	2	410	358	52
//Kharas	6	463	351	112
Erongo	0	287	204	83
Oshikoto	3	71	50	21
Total	41	3754	2892	862

As of 26 June 2020, a total of **3754** persons have been placed into supervised quarantine facilities around the country. Of the total, **2892** have been discharged and **862** are currently quarantined (Table 2).

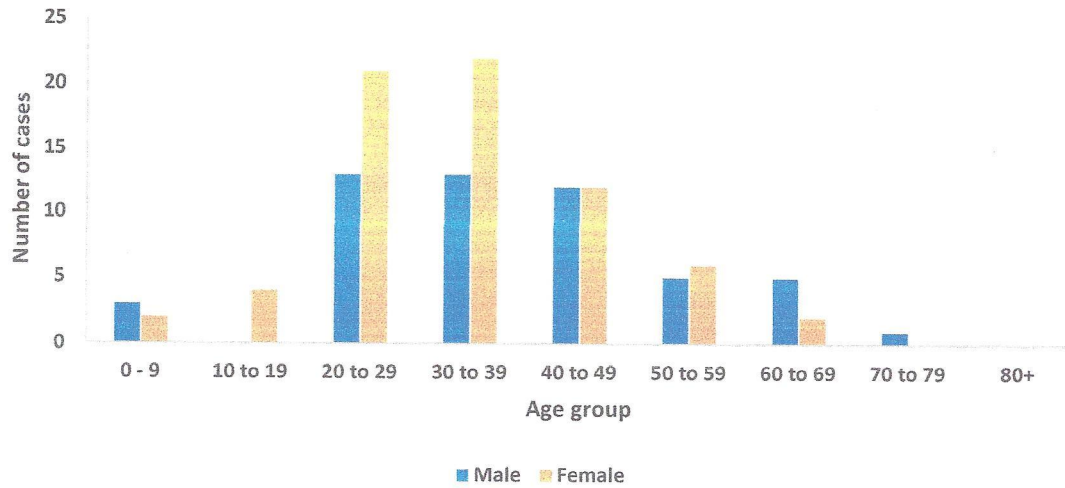


Figure 3: Age and sex distribution of COVID-19 confirmed cases as of 26 June 2020

As presented in figure 3 above, more female cases; **69 (57%)** were recorded; compared to male cases **52 (43%)**.

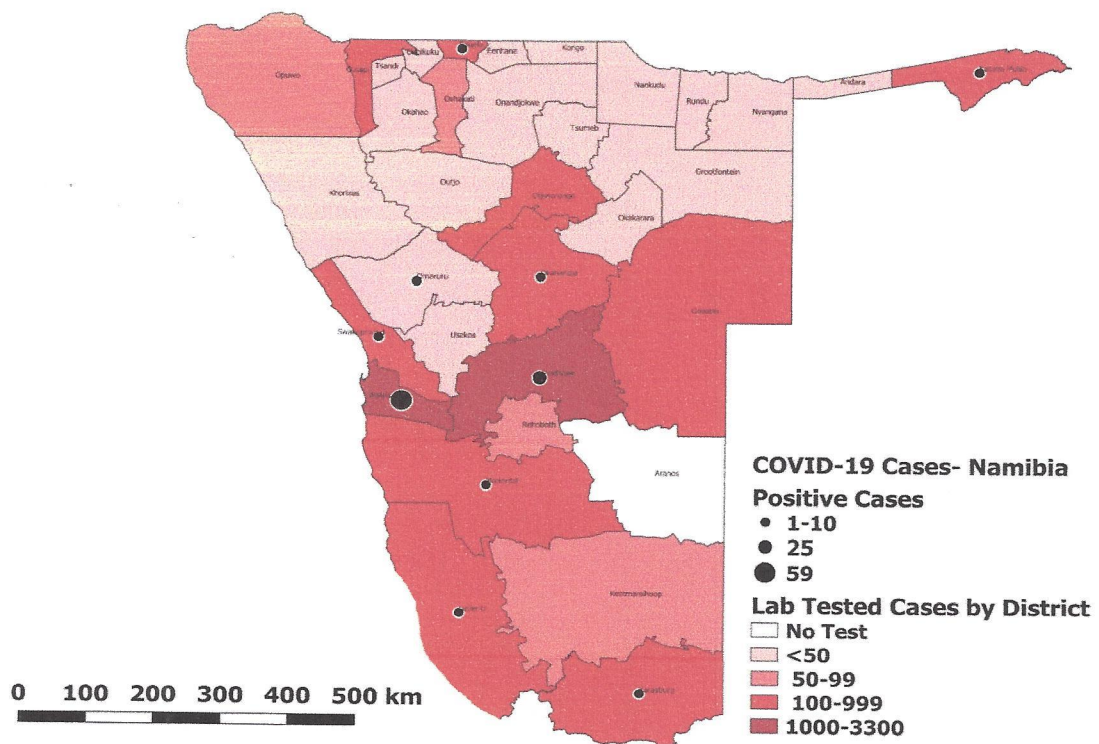


Figure 4: Distribution of suspected and confirmed COVID-19 cases in Namibia by District, 26 June 2020

3. SURVEILLANCE ACTIVITIES

- Call centre continue operations for 24 hours every day; **1874** calls were answered at the hotline today (26.06.2020), with **12** alerts investigated.

2. EPIDEMIOLOGICAL SITUATION IN NAMIBIA

Information on confirmed cases are available on Namibia's COVID-19 dashboard accessible at: <https://cutt.ly/Covid-19-situation-Namibia>

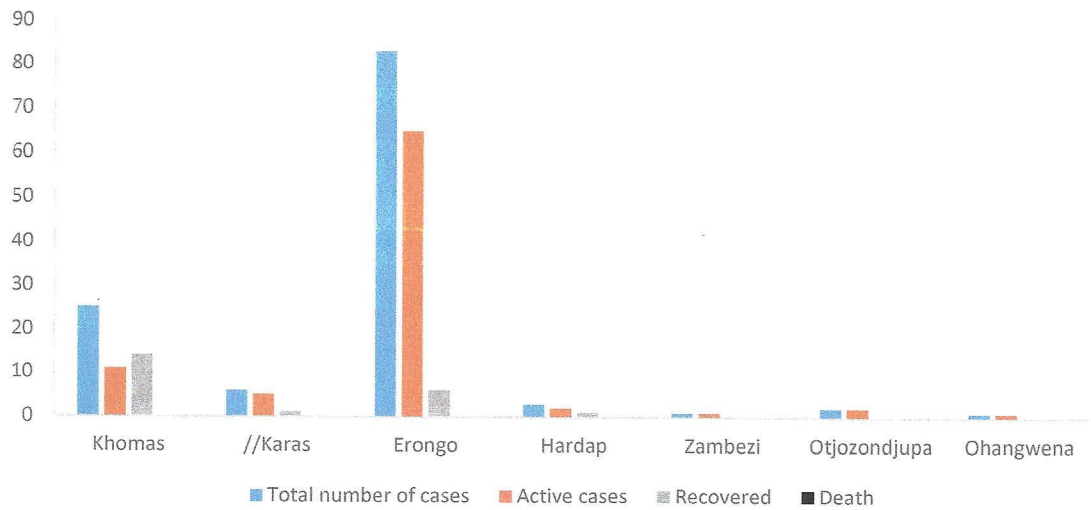


Figure 1: Distribution of confirmed COVID-19 cases in namibia by region as of 26 June 2020

Since 14 March 2020, when the COVID-19 outbreak was declared in Namibia, a total of 121 cases have been confirmed. Seven (7) regions have so far reported confirmed cases, of which Erongo region recorded the highest number of confirmed cases; 83 (68.6%) while Zambezi and Ohangwena recorded the least 1 (0.83%) each.

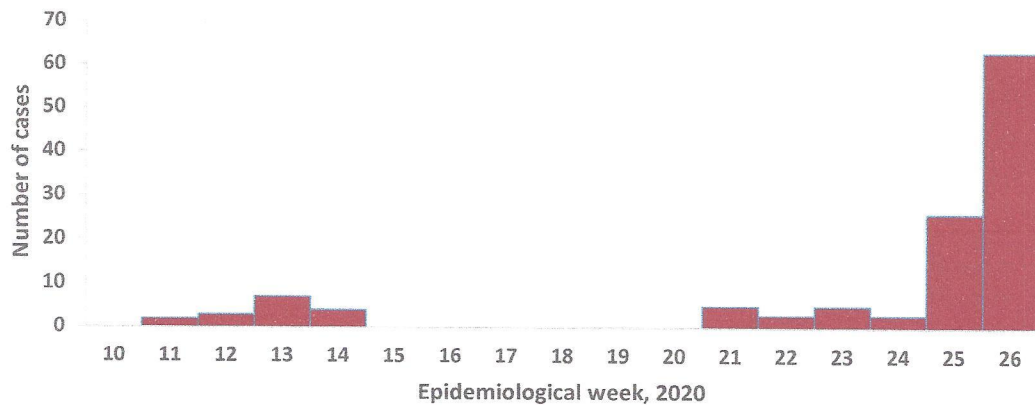


Figure 2: Epi-curve for confirmed COVID-19 cases as of 26 June 2020

Namibia recorded its cases of COVID-19 during the epidemiological weeks displayed in figure 2 above. Most, **63 (52.1%)** of the cases were recorded during week 26.

- The majority **108 (49.3%)** of the truck drivers departed from South Africa to various regions. The largest number of truck drivers were heading to Erongo **93 (42.5%)**.

5. PUBLIC HEALTH ACTION

- Targeted testing in Walvis Bay from 24 – 27 June 2020, cumulatively 936 people have been tested to -date.

6. CHALLENGES:

- Inadequate isolation units at health facilities in the regions.
- Inadequate PPE
- Inadequate nasopharyngeal swabs and appropriate transport media.

7. RECOMMENDATIONS AND WAY FORWARD:

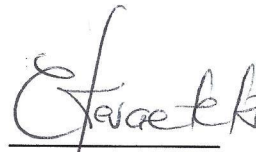
- Establish fully equipped isolation units at health facilities in the regions.
- Logistics pillar to continue with the procurement and distribution of sufficient PPE to the regions to ensure that response is not interrupted.
- NIP to continue sourcing for swabs and appropriate transport media.

Approved:



Incident Manager

Date: 26 June 2020



Secretariat

For enquiries, please contact

Namibia Public Health Emergency Operations Centre;

Email: PHEOC@mhss.gov.na

Hotline Toll-free: [0800 100 100](tel:0800100100)

Hotline Whatsapp: [085 1100 100](tel:0851100100)